



District Report Card: 2017


State: Daman & Diu	District: Diu
Class: 5	Subject: Language
Schools: 13	Students: 296


Participation/Coverage


Students

<div>GENDER</div> <div></div>	Boys				Girls			
	Number		%		Number		%	
	134		45.27		162		54.73	

<div>AREA</div> <div></div>	Rural				Urban			
	Number		%		Number		%	
	165		55.74		131		44.26	

<div>CATEGORY</div> <div></div>	SC		ST		OBC		GEN	
	Number	%	Number	%	Number	%	Number	%
	13	4.39	0	0.00	278	93.92	5	1.69

<div>CWSN</div> <div></div>	LD	VI	HI	S&LD	ID	Oth
	0	1	0	0	0	2

<div>Management</div> <div></div>	Government			Government-aided		
	Number		%	Number		%
	267		90.20	29		9.80

Average Performance of Students in Language (%)

Overall	Gender		Area		Management		Social Group			
	Male	Female	Rural	Urban	Govt.	Aided	SC	ST	OBC	GEN
43.29	40.35	45.72	38.26	49.62	42.30	52.41	52.31	0.00	42.59	58.67

Performance on Learning Outcomes (LOs)

Learning Outcomes	Description	Average Performance(%)
L504	Reads and comprehends independently storybooks, news items/ headlines, advertisements etc.	42.09
L508	Reads text with comprehension, locates details and sequence of events	43.89

Range of Performance of Students who Answered Correctly							
Below 30%		30% - 50%		50% - 75%		Above 75%	
Number	%	Number	%	Number	%	Number	%
74	25.00	111	37.50	99	33.45	12	4.05

Lowest Performing Learning Outcomes (LOs)

- 1 - Reads and comprehends independently storybooks, news items/ headlines, advertisements etc. (42.09)
- 2 - Reads text with comprehension, locates details and sequence of events (43.89)